



 GERMAN
ENGINEERED

Novoferm Sectional Garage Doors



Intelligent Door Solutions



www.novoferm.co.uk

Our Story

Novoferm are proud to be a part of the Sanwa Holding Corporation, founded in 1986 and today, considered to be a major global player in the access systems industry.

Sanwa conduct business in 25 countries and regions worldwide with a strong presence in Japan, North America, and Europe.

At Novoferm, we are building a team and giving them the support to achieve our ambitions. We will continue building on the improvements and investments that have already begun to improve lead-time reliability and quality for all our clients.

Our vision is to lead through organic business improvement, investment, digital enablement, and tuck-in acquisitions.



Contents

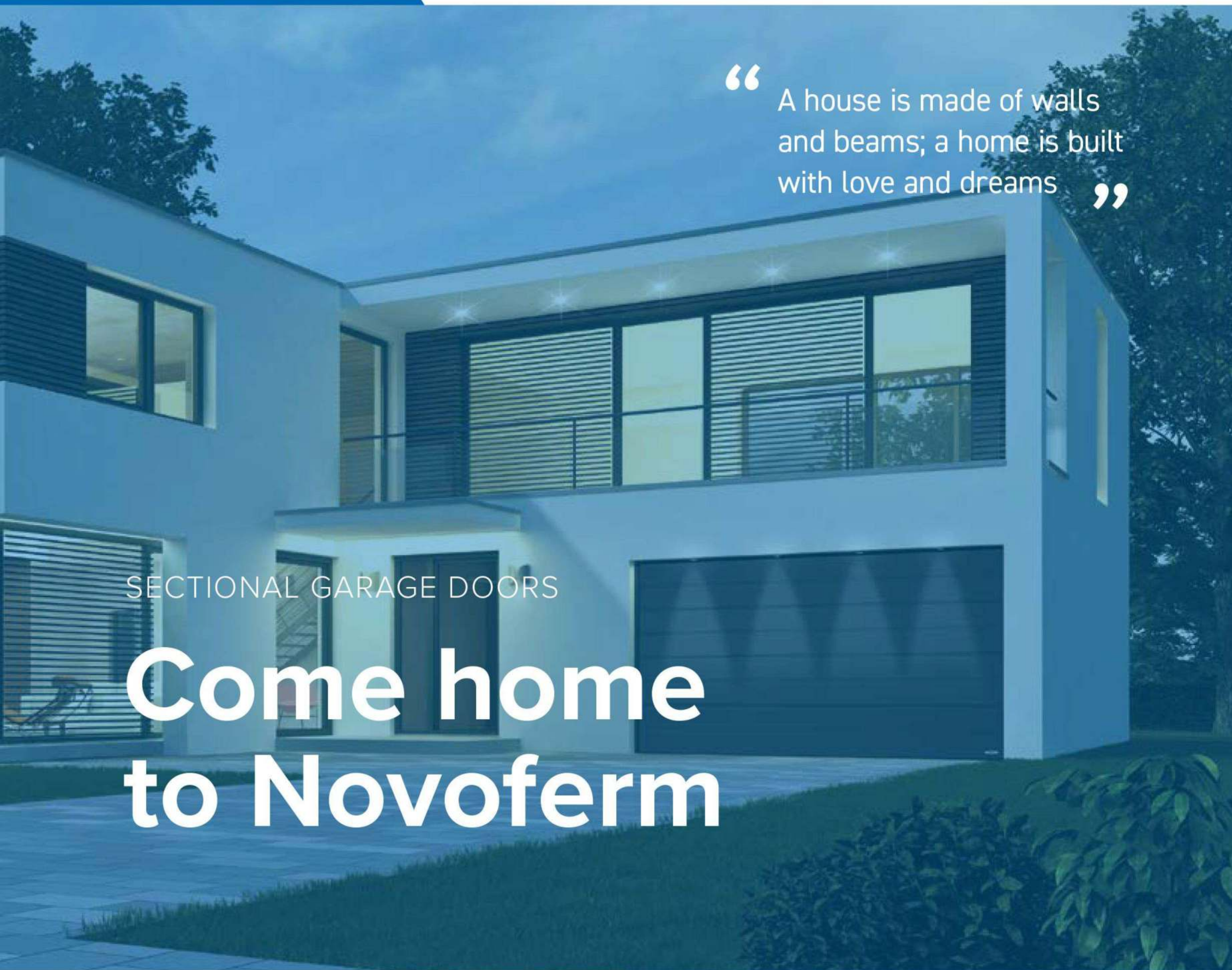
We'll find the right solution for you and see that it is tailored to your exact requirements. Whether you're building a new garage or renovating an existing one, you'll find that our incredible selection of doors are always the right choice.



Introduction & Benefits	4-7
Insulated Sectional Door Designs	9
Matching Insulated Side Doors	10-11
Insulated Wicket Doors	12-13
Colours	14
Glazing	15
Automation	16-17
Operators	18-19
Accessories	20-21
Warranty and Maintenance	22
Terms and Conditions	23



Intelligent Door Solutions



“ A house is made of walls and beams; a home is built with love and dreams ”

SECTIONAL GARAGE DOORS

Come home to Novoferm

Introducing the **Novoferm Insulated Sectional Garage Door Range**.

Our sectional garage doors bear the Novoferm seal of quality. All our garage doors and operators comply with ISO 9001 and the safety requirements of European garage door standard EN 13241.

The architecture of our doors is what sets us apart from our competitors, from protecting against intruders to keeping properties warm and dry and the diverse range of customisable options available.

Discover the benefits of a Novoferm Sectional Door

✓ Automation/Operators

The complete range of automatic doors listed in this brochure can be operated remotely with one of our tamper-proof hand transmitters. Alternatively, you can choose from one of our handy remote switches.

Our range of powerful operators come loaded with features such as lighting control and built-in security protection. Plus, our operators can work in tandem with our smartphone app for maximum convenience.

✓ Security

Our Sectional garage doors come with a fully automated option, so there is no lock to pick or force. Rolling code technology in the control system prevents “code grabbing”. Anti-thief features give further protection against unauthorised entry and an integral courtesy light illuminates the garage interior.

Plus, our doors come with other security features, from a built-in emergency sensor to a self-locking motor.

✓ Colours/RAL Colours

Our doors are available in an array of eye-catching colours, with options to suit any preference and the period and aesthetics of your home.



✓ Wood Effect/Finishes

Our Sectional doors boast 4 stunning wood effects and finishes, allowing you to enjoy the best of both worlds.

✓ Insulation

Premium insulation keeps your property warm and dry in the winter and cool in the summer. It can also help with dampening external noises.



SCAN TO SEE MORE DETAILS



Insulated Sectional Doors

- WARRANTY COVER
- MADE TO MEASURE
- REMOTE OPTION
- SECURITY LOCKING

Novoferm's sectional garage doors are made up of separate sections that vertically lift and then run on tracks back into the garage. This style of opening allows you more space in front of the garage, as they do not swing out which means you can use every inch of available space in front of your garage.

Our insulated sectional doors comprise the highest quality materials including a built-in layer of insulation. This keeps your garage warm and dry in the winter or cool in the summer, helping to control your energy bills. It also helps reduce noise levels.

You can choose from three different insulation options depending on your requirements - ISO 20 (20mm) ISO 45 (45mm) and the newly added ISO 70 (70mm).

Features and Benefits

→ Torsion Springs for ISO 40 and ISO 70

For a modest surcharge, our ISO 45 and ISO 70 sectional garage doors (up to 5,500 x 3,000 mm (WxH))* can be supplied with torsion springs, with a maintenance-free spring fracture safety device tested to EN 12604. Larger versions are equipped with torsion springs as standard, thus ensuring that the garage door is held firmly and can be pushed up even if a spring breaks.

(* For ISO 45 models with wood-grain finish. For ISO 45 models with smooth surfaces, maximum size is 5,000 x 3,000 mm. For ISO 70, maximum size is 5,000 x 3,000 mm).

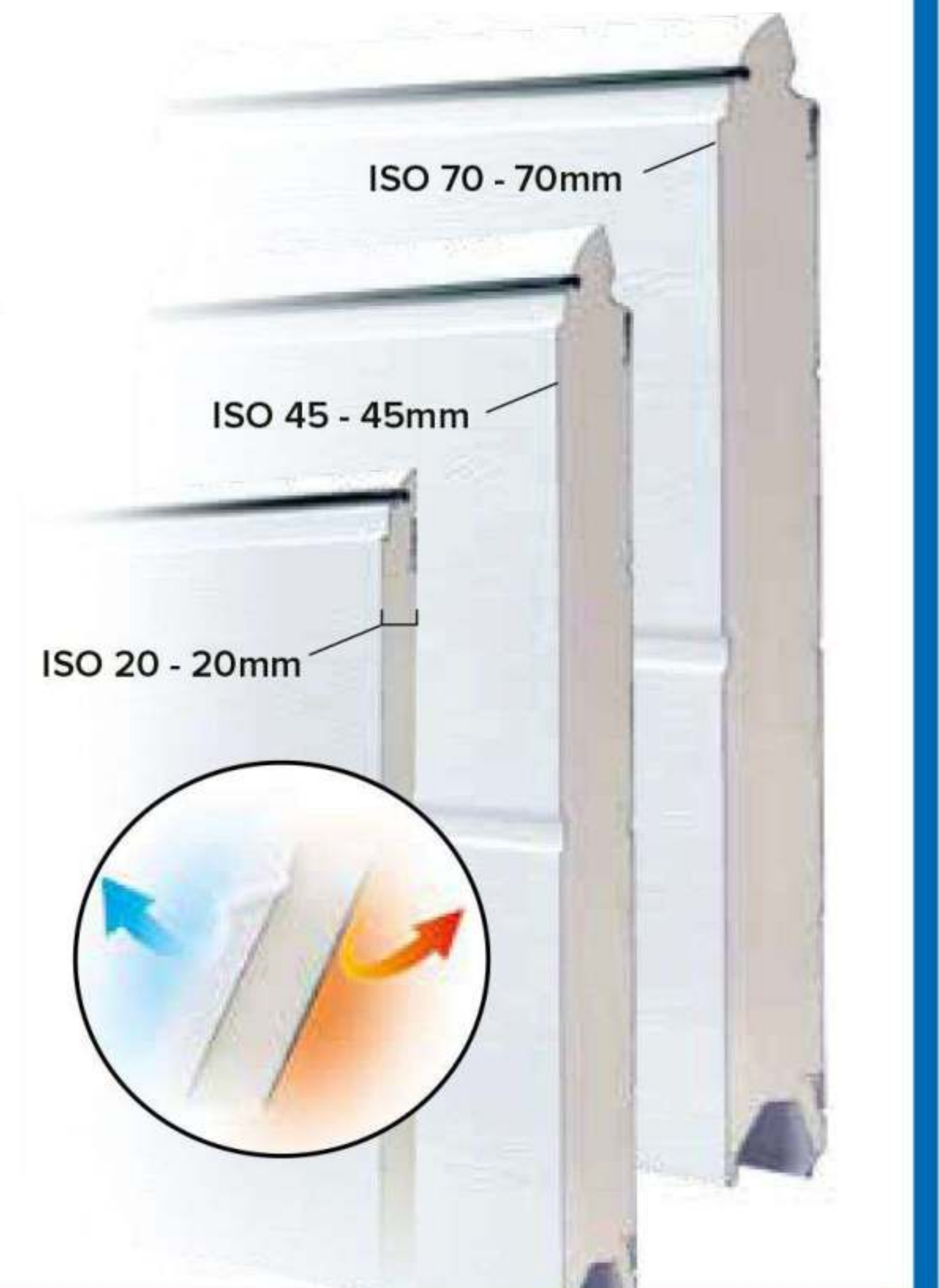
- Torsion Spring (only on doors up to 3m wide)
- Interference-Protected Deflection Pulley
- New Cable Mount
- Multiple Extension Spring Assemblies
- Automation Option - Unique and Flexible
- Anti-Pinch Inside and Out
- Interference Protection
- Double Skinned Insulation
- Lip seals on Frame
- Stainless Steel Frame Base

Heat insulation values up to:

ISO 20 doors
K = 1.0W/m²K

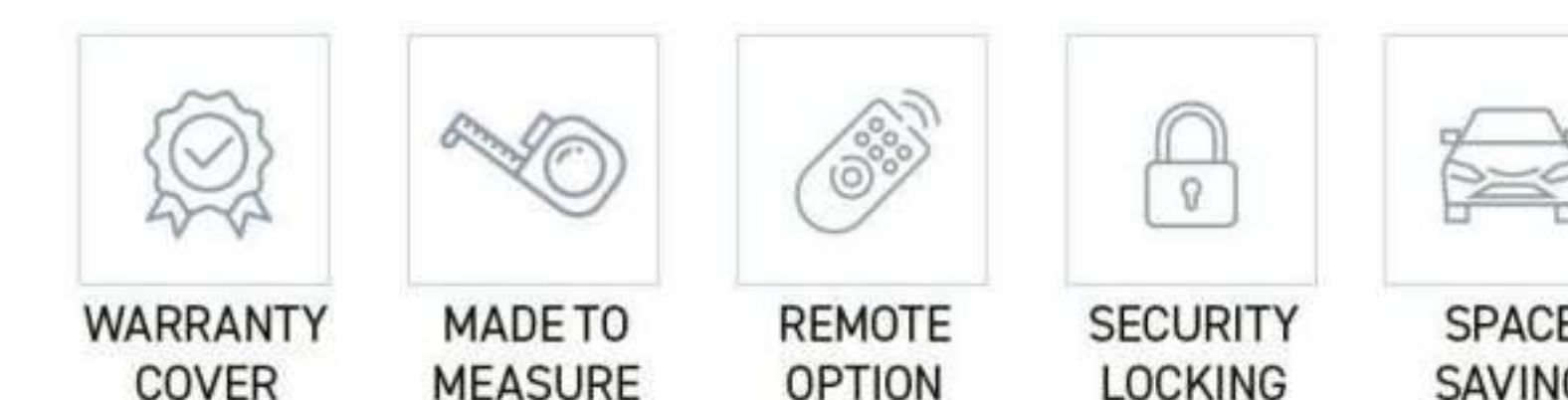
ISO 45 doors
K = 0.5W/m²K

ISO 70 doors
K = 0.34W/m²K



INSULATED SECTIONAL DOOR


Designs




Flush | ISO 20/45/70



Horizontal Rib | ISO 20/45



Microline | ISO 20/45



Large Rib | ISO 20/45/70



Panelled Glazed | ISO 20/45



Georgian Panelled | ISO 20/45



Insulated Sectional Doors

- Space-Saving
- Great Insulating Performance
- Built-in Safety Features
- Market-Leading Security





A Perfectly Matched Insulated Side Door

Insulated Sectional Personnel Doors



Horizontal Rib



Large Rib



Flush



Panelled
(Available as glazed)



Microline



SCAN TO SEE MORE DETAILS

Precise processing
Reliable operation



Reliable Operation

All door leaf frames are made of aluminium and guarantee maximum weather resistance, while robust hinges ensure long-term, dimensionally accurate opening and closing.

Built-in Insulation

Add the built-in insulation, which provides both a thermal and acoustic barrier, helping to control your energy bills, reduce noise and possibly your carbon footprint.

Would you like a matching personnel door for your insulated sectional doors?

With our insulated sectional personnel doors, you can be in and out in no time through a matching side door. There's no need to raise and lower the whole garage door just to get to your bike, tools, or lawnmower.

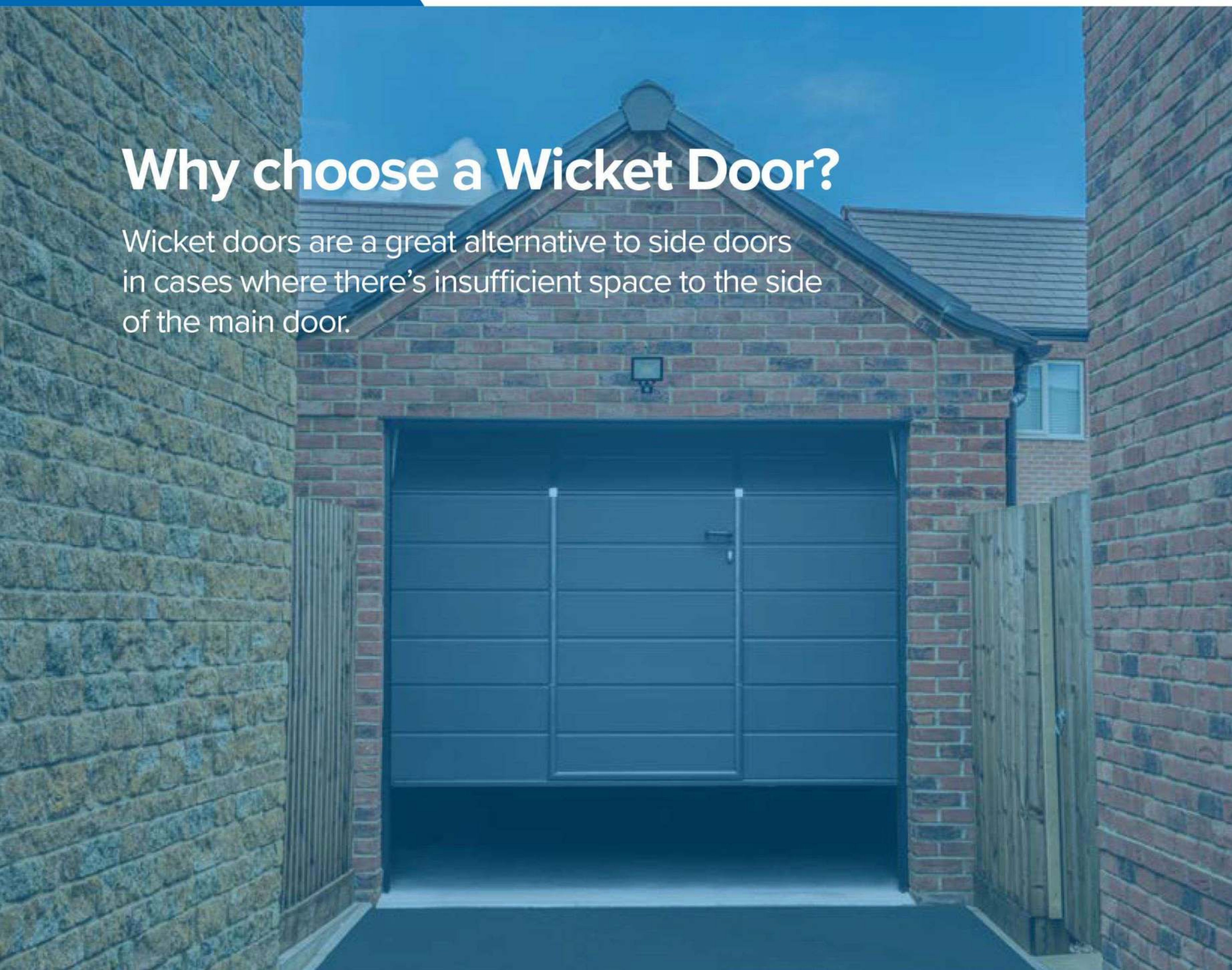
We have matching personnel doors for all sectional garage doors for when you need to nip in and out of your garage.

All personnel doors are built strong and durable and come fully insulated with a handle set and security lock as standard. Weatherseals help keep out the elements. ISO 20 doors feature a door leaf frame and corner door frame made from steel. ISO 45 doors feature a door leaf frame and block door frame made from aluminium. Robust hinges provide long-term, dimensionally accurate opening and closing. The hinges are also three-way adjustable, allowing for precise adjustments during assembly.



Why choose a Wicket Door?

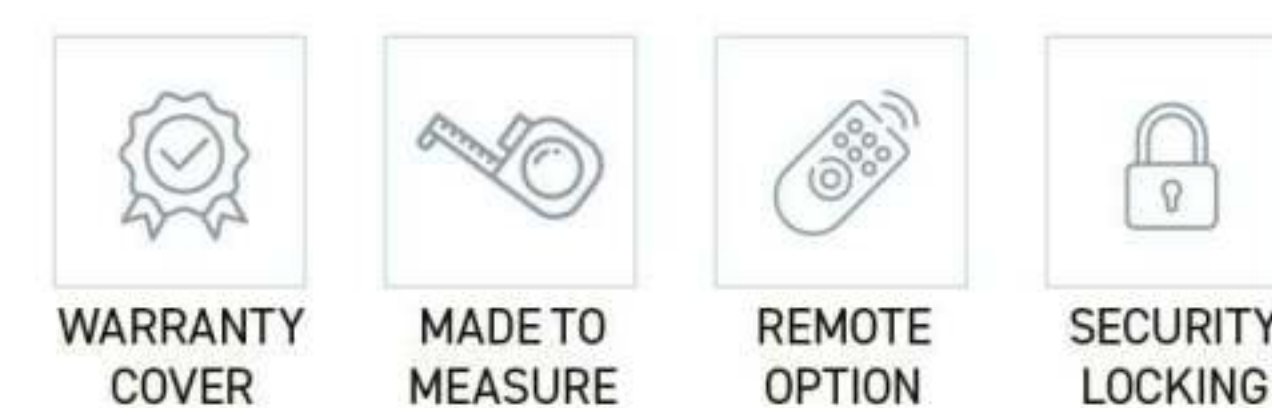
Wicket doors are a great alternative to side doors in cases where there's insufficient space to the side of the main door.



Wicket doors are standard doors that are integrated into the main door leaf.

The purpose is to allow quick and easy access without having to open and close the main door.

This also helps you manage security and privacy better as the main door will remain closed when not in use.



SCAN TO SEE MORE DETAILS

Insulated Wicket Doors



Horizontal Rib | ISO 45



Large Rib | ISO 45




Horizontal Rib Glazed | ISO 45


Wicket doors are available for all ISO 45 sectional garage doors up to a width of 5m. They offer a practical passage width of 80cm and provide perfect heat insulation due to the double-skinned insulation used.



Flush | ISO 45



Panelled Glazed | ISO 45



INSULATED SECTIONAL DOORS

Colours

Insulated doors can work with your lifestyle in so many different ways.



Woodgrain



Smooth
depending on pattern




RAL colours available on request

Super-Color colours



Moss Green RAL 6005, Fir Green RAL 6009, Light Grey RAL 7035, Window Grey RAL 7040, White Aluminium RAL 9006, Stone Grey RAL 7030, Grey Aluminium RAL 9007




Quartz Grey RAL 7039, Basalt Grey RAL 7012, Dark Grey DB 703, Slate Grey RAL 7015, Anthracite Grey RAL 7016, Nut Brown RAL 8011, Sepia Brown RAL 8014

Rustic Wood effects



Golden Oak SMOOTH, Dark Oak SMOOTH



Winchester SMOOTH, Night Oak SMOOTH

Our insulated sectional garage doors are available with six different weather-resistant, top-coated film laminates in authentic, rustic wood effects with a smooth surface. In addition to the large rib pattern, you can now also order all the wood effects in the flush and some in the panel pattern (not Winchester or Night oak).

Benefit from our NEW Structural Surfaces



Satin Black Composite Shade, Satin White RAL 9016, Satin Window Grey RAL 7040, Satin Dark Grey RAL 7016, Satin Brown Similar to RAL 8014, Satin Grey Composite Shade

Our insulated sectional garage doors are now available in 6 more decorative, top-coated satin matt structural surfaces with reduced dirt retention and exceptional weather resistance.

Microline Pattern



Satin White Similar to RAL 9016, Grey Composite Shade, Dark Grey Composite Shade

Window Grey Similar to RAL 9006, Black Similar to RAL 9005

Exclusively for the flush pattern for ISO 45 sectional garage doors, our popular door profiled finish Microline is available in Satin grey and Satin white. This is a modern, profiled wave structure with a striking and expressive light and shade effect.

INSULATED SECTIONAL DOORS

Glazing

All Novoferm glazing panels are manufactured out of weather-resistant acrylic glass or impact-resistant polycarbonate.



Glazing Options

Our attractive glazing options not only make a feature of your garage, but also let the light in, especially appealing if you use your garage as a storage room or workshop.

Novoferm glazing panels stand out due to their high transparency and have excellent heat insulating properties - just like our insulated sectional garage doors.

Horizontal Light Strip




Porthole Stainless Steel Window Surround



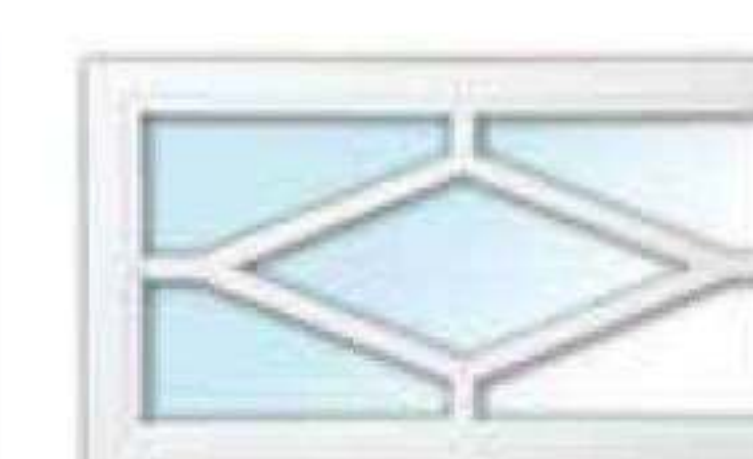
Square Aluminium Window Surround



Plain Clear/Crystal



Cross Clear/Crystal



Rhombus Clear/Crystal



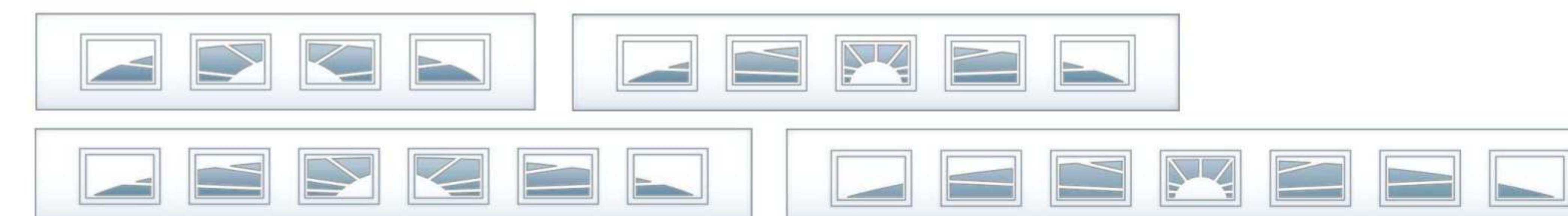
Square Leaded Clear/Crystal



Diamond Leaded Clear/Crystal

Sunrise Patterns

The 'sunrise' pattern can be modified to suit different width garages up to 5.5metres wide.




Sectional doors are bespoke and made to order

All colour samples depicted in this brochure are as close to the original manufacturer's colours as possible. Garage doors supplied may vary in colour from the brochure representation.

Automate your Garage Door



SCAN TO SEE MORE DETAILS



Novoferm garage door operators used with sectional doors can be controlled via the Novoferm Mobility APP "SmartGarage". You can download it free of charge from the App Store or Google Play.

All our garage door operators and additional hardware (e.g., light strips) are fitted with energy-saving LED lamps and many of our operators only consume 0.5 W in standby mode. All Novoferm operators are manufactured to the highest industry standards and come with a five-year guarantee.

Hand transmitters are protected by AES 128-bit encryption and multi-part rolling codes.

The approved 3-button technology helps with simple and fast adjustment of the operator functions. We also offer a variety of special attractive control pads which are constructed from UV-stable materials.

Advantages

- ✓ Intuitive Adjustment
- ✓ Smartphone-Enabled Door Control
- ✓ Remote Lighting
- ✓ Control More Than One Garage



WARRANTY COVER

Smart Garage App

Our new operator generation is presented with more push and pull force and also trendy and style formative. The new Novoferm garage door operators feature modern technology with contemporary energy efficiency on the highest level combined with optimised design, modern LED technology, stability and highest performance.

NEW: Most of our new garage door operators used with sectional doors can be controlled via the Novoferm Mobility APP "SmartGarage", you can download it free of charge from the APP store or GOOGLE Play.

With one "swipe" across the touch screen you can open and close the garage door, control the lighting, ventilation function and you can read out the operator parameters.

To use the mobility app you need the mobility package, which contains the Novoferm Gateway and Novoferm WLAN module.

You can buy it from your Novoferm distributor. When you use the Novoferm Mobility APP, or when it is not possible to see the door, you need to save the garage door with a light barrier, additionally to the normal force control, which is standard.

The Mobility App SmartGarage is not suitable for up and over doors.



Operators



SCAN TO SEE MORE DETAILS

Exclusive convenience

If you are renovating your garage, you don't just want it to look better, but to also make it more convenient to use. With the integrated automated system you'll never have to get out in the rain again, to open your garage door by hand.

The garage door and operator are perfectly matched and certified by independent institutes in accordance with the latest safety guidelines, giving you the comfort of maximum security and top quality, with a 5 year guarantee on mechanics and motor included!

Unique technology with flexible side mounting for Novoferm Sectional garage doors

The operator system not only offers maximum convenience during operation, but also during installation. After all, it is not fixed to the ceiling like conventional operators, but simply integrated into the side garage door track – either on the left or the right depending on the structural conditions. Therefore no ceiling assembly is required and any installation problems are ruled out from the outset. All structural components are pre-assembled in the factory and dimensionally accurate – simply insert them together and voilà!

Novomatic 563 800 N

The operator which also opens double garages

New modern design and high-quality technology come together in the Novomatic 563 to a modern high-tech and top-class operator system.

Well-engineered technical details, for example up to 50 % faster door opening due to the integrated high-speed function and the integrated energy saving LED-lighting (1.6 Watt), offering comfort and energy efficiency on the highest level.



- Tamper-Proof 2-Channel Rolling Code Hand Transmitter
- Soft-Start and Stop Function
- Self-Monitoring Automatic Shutdown
- Electronically Monitored Push-Up Protection
- LED Lighting
- Connection for Outdoor Lighting up to 500W
- 0.5W in Standby

Novomatic 423 600 N

Technology for improved convenience

Advanced technology belongs in a modern casing. Novoferm 423 is trendy and stylish. It is the professional system for operating sectional and up-and-over garage doors.

This garage door operator is a particularly good match for Novoferm garage doors, but is also perfect for retrofitting other garage door makes.



- Tamper-Resistant Rolling Code Radio System
- Soft-Start and Stop Function
- Automatic Switch-Off When Obstacles Detected
- Burglar-Resistant Design
- Programmable Internal Lighting
- Connection for Outdoor Lighting up to 500W
- Manual Disconnect in Case of Power Loss
- 0.5W in Standby



Sectional Novoport operator

Exclusive convenience

If you are renovating your garage, you don't just want it to look better, but to also make it more convenient to use. With the integrated NovoPort® system you'll never have to get out in the rain again, to open your garage door by hand.


The Novoport garage door operator is certified by independent institutes in accordance with the latest safety guidelines. Giving you the comfort of security and quality with a 5 year guarantee on mechanics.

Features

- ✓ Quick and Easy Operation
- ✓ Soft-Start and Stop Functions
- ✓ Automatic Signal Decoding
Protected Against Scanning
- ✓ Easy to Programme
- ✓ Connectable to Outside Garage Lighting (500W max)
- ✓ Power Saving - Requires 0.5W in Standby



WARRANTY COVER



Accessories

You'll need the right accessories to go with the hardware of your choice



Hand transmitters



Mini-Novotron 522 Design hand transmitter
2-channel, 433 MHz, KeeLoq rolling code



Mini-Novotron 524 Design hand transmitter
4-channel, 433 MHz, KeeLoq rolling code



Mini-Novotron 522 hand transmitter
2-channel, 433 MHz, KeeLoq rolling code



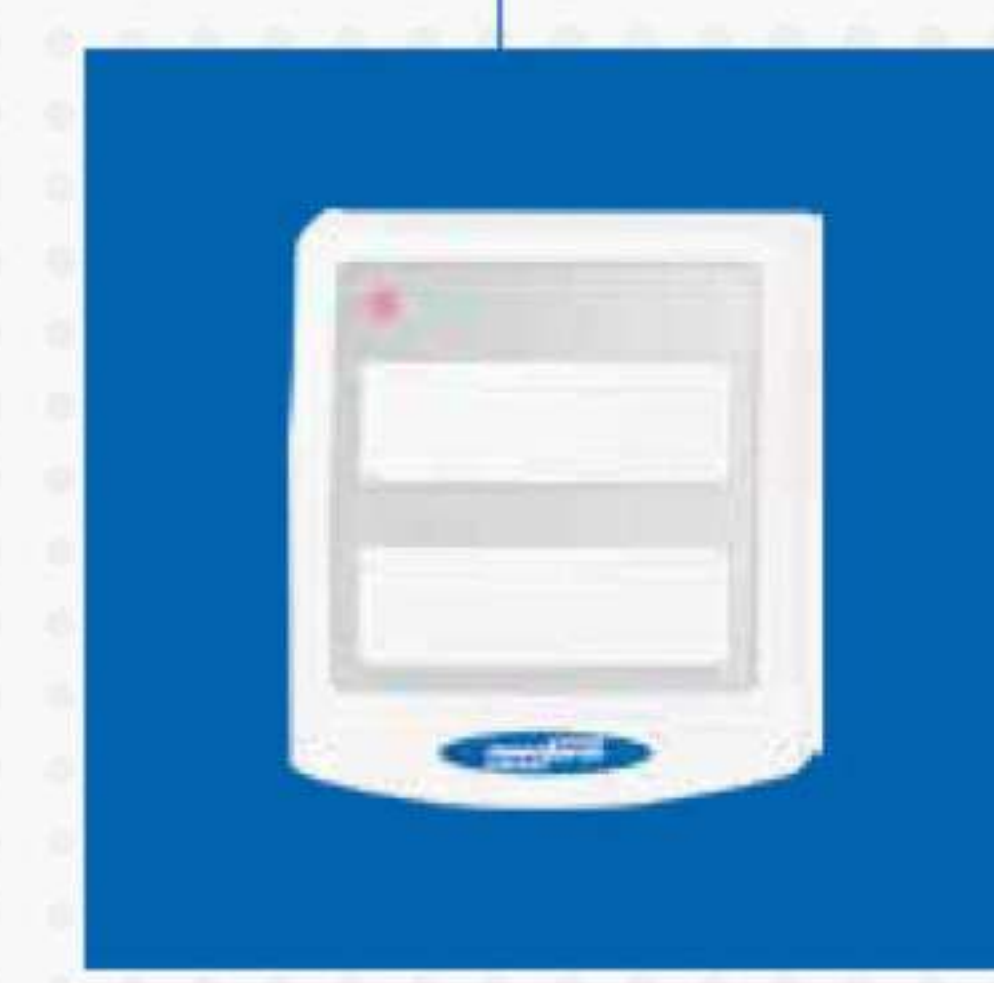
Mini-Novotron 524 hand transmitter
4-channel, 433 MHz, KeeLoq rolling code

Upgrade your Hardware

OPTIONAL EXTRA Handles available in Black and White finishes.



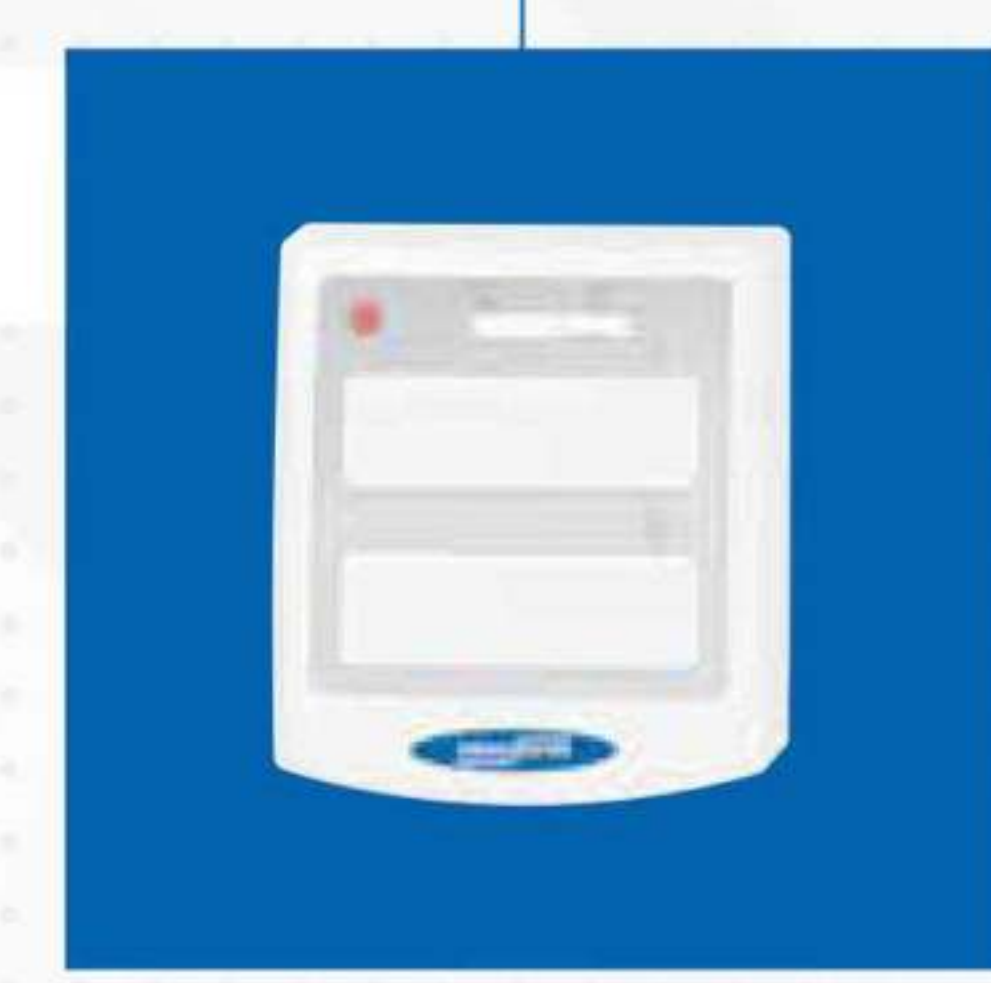
Wireless Switches



Signal 111 remote wall switch
2-channel, 433 MHz, KeeLoq rolling code for controlling 2 operators or 1 operator and 1 outside lighting in UV-resistant material



Signal 218 remote coded key pad
10 codes, 433 MHz, KeeLoq rolling code with stainless steel cover, backlit in UV-resistant material



Signal 112 wall switch
Start key, holiday switch, continuous light (On/ Off), 24 V connection to the operator in UV-resistant material

Wired Switches



Coded key pad signal 213
3 signals, metal key pad, 230 V connection



Extra 625 one-way opto sensor
24 V DC, IP 54
Range: 8 m
Suitable for:
All operator models



Extra 626 one-way opto sensor
20-28 V, IP 50, 2 wire
Range: 8 m
Suitable for:
Novomatic 423/ 563 S



Extra 628 reflection light opto sensor
24-240 V AC, 12-240 V DC, IP 54
Range: 5 m
Can only be used as a pulse generator



Battery Back-up (Accu) For Novomatic 563 and 423

Accu is a lightweight and easy to carry battery back-up unit that will temporarily keep your garage door in full operation during a power cut.

Warranty and Maintenance

Our Promise

During the warranty period, we undertake to rectify any defects to the Novoferm product, which can be proven to be attributed to a material or manufacturing defect.

We promise, at our discretion, to either exchange the defective merchandise or repair it.

Replacement parts remain our property.

What is Covered

- 10 Years – Safe and Reliable Operation (for use up to 5 open/close cycles per day)
- 10 years – Structural Integrity of Door Panels
- 10 years – Panel Corrosion
- 10 years – On Immovable Frame Parts
- 5 years – Finish (all colours)
- 2 years – Movable and Mechanical parts (including, but not limited to, wheels and brackets on the door panel, lock mechanism, lock barrel)

Door Finish

Our sectional doors are fully finished with a sprayed colour finish or with a foil backed laminated finish. Weathering and sun exposure can cause the finish to fade. We guarantee the finish on doors for five years on laminated finishes and that any fading will be minimal and uniform, providing the door is maintained in accordance with the care and maintenance advice.

Corrosion

Doors situated in 'high corrosive' areas such as within three miles of the sea, or a large body of saltwater, are not covered for rust or corrosion of steel parts. Cleaning of the doors is especially important in these locations.

Warranty Requirements

This warranty only covers damage to the purchased garage door or garage door operator. You will be required to show a fully completed warranty service passport (service to be conducted by a qualified engineer annually), together with a receipt of purchase, which substantiates your right to claim under warranty. The finish on doors

is exempt from the service requirements. In the event of a claim, please contact the company that supplied/ installed the doors. They will raise the warranty on your behalf. During the claims process, a site inspection may be required. For this, we will send an independent assessor. Should this inspection indicate the fault was not caused by a manufacturing defect, you will be liable for the cost of a non-warranty call out. The cost of the call out will be advised prior to the arranged visit.

Novoferm will not accept consequential costs for installation or de-installation, the inspection of parts, transport, and postage costs.

Care and Maintenance

Your door should be kept clean, with any stains removed as soon as possible. You should also ensure the door does not come into contact with any caustic or acidic substance which could damage the door surface or structure. Your door should be cleaned thoroughly approximately every 2-3 months (in coastal areas

or areas close to large bodies of saltwater, this should be done weekly) using warm water and a soft cloth or sponge. Allow the door to dry naturally. Never use detergent, abrasive, caustic, or solvent-based cleaners.

Lubricate all springs, latches, wheel spindles, and pivot points using light lubricating oil (e.g., 3-in-1). Take care not to allow oil to drip onto the face of the door. Ensure track runners are clean and free from obstacles at all times. Check moving parts for signs of wear. If any wear is detected, arrange for these to be replaced as soon as possible (failure to replace these parts can invalidate your warranty). Do not paint springs or any moving parts

For automated doors, do not operate the door when not within visual range.

What is not Covered?

- Improper installation, negligent care, and maintenance - doors that have not been maintained or had annual maintenance/ servicing
- Improper initial and subsequent operation
- Negligent or wanton destruction
- External influences, such as fire, water, salts, alkaline solutions, acids, and any

abnormal environmental influences, sunlight

- Mechanical damage, through improper transport and fitting, or through falling or hitting objects
- Repair by non-qualified persons
- Using non-Novoferm parts without the written approval of the manufacturer
- Removal of the product number, or making it unidentifiable
- Application of additional, non-approved weights or infills
- Failure to remove the protective film or packaging provided with the product, where applicable
- Failures caused by extreme or abnormal weather conditions

Visual Standards Check

Visual standards checks must be carried out prior to a warranty submission. This check should be carried out in natural daylight, not direct sunlight, standing at a distance of 3m from the door to view the overall appearance. Doors are acceptable if the following are not readily visible on the face of the door:

- Marks or distortion associated with the manufacturing process
- Minor indentations, marks, or scuffs on the surface
- Paint or stain blemishes

Full full details on our warranty and maintenance, please visit www.novoferm.co.uk/installation-warranty-and-maintenance-details/

Terms and Conditions

Warranty

In the unlikely event of a warranty claim becoming necessary please contact the dealer or distributor who supplied the door.

To enable your claim to be processed without delay you should provide the following information:

- Your name, address and contact telephone number
- The original invoice and date of purchase
- A description of the door, the door type and the product number
- A description of the reason for the claim

Your dealer will then supply details of your claim, together with a copy of the warranty card supplied with the door and proof of purchase, to the warranty department at Novoferm UK.

An assessment of the claim will be made. This may mean Novoferm will need to come and inspect your door at your premises.

In the event that there is no legitimate claim under the terms of the warranty you will be liable for the costs of this visit. It is essential that you take note of the care and maintenance instructions provided with your door and you follow these instructions throughout the lifetime of your door. It is essential that you take note of the care and maintenance instructions provided with your door and you follow these instructions throughout the lifetime of your door.

The warranty does not cover:

- Improper installation
- Normal wear and tear
- Priming and other surface protection treatments
- Negligent or wanton destruction
- Incorrect or too late applied surface protection treatments
- Repair by a non-qualified installer
- Use of non-Novoferm parts without the approval of Novoferm
- Damage or removal of the product number or making it unidentifiable
- Improper operation
- External influences, such as fire, salts, water, sun, alkaline solutions, abnormal environmental influences
- Mechanical damage caused by improper transport or installation

All dark colours which are exposed to direct sunlight should be avoided. Dark coloured doors may undergo expansion due to heat absorption. Such instances are not covered by the guarantee, however normal performance will revert when the door has cooled down if the heat absorption has affected the door's performance.

All colour samples depicted in this brochure are as close to the original manufacturer's colours as possible. Garage doors supplied may vary in colour from the brochure representation.

Prices

All orders are accepted on the understanding that the goods will be subject to the prices ruling at the time of delivery, unless other terms are specifically agreed. All prices are in £ sterling and exclude VAT.

A 25% handling charge applies to all unwanted items on standard stock items only. Items must be returned unopened and in an unused condition.

All returns are subject to acceptance by Novoferm UK Limited.

Specification

Due to the progressive outlook of the Novoferm Group we reserve the right to alter specifications to design and manufacture without notification. All specifications and details are correct at the time of publication, errors and omissions excepted.

All Doors

Colour match Pairs of doors should be ordered together to obtain the best colour match, bearing in mind the limitations of the materials used in the construction. Timber garage doors cannot be ordered as matching sets.

Size variations As the size of a door changes in height and/or width, the panel frequency and profile can change, therefore doors of the same style but of different sizes can be significantly different in appearance.

Clearances All doors require operating clearances, i.e. the gap between the door panel and frame opening, these are inbuilt during manufacture and should not be reduced by means of infills, or draught-proofing.

Deflection When in the open position, all doors will display a level of vertical deflection or 'sag' across the width of the panel. Individual manufacturers' specifications should be consulted for exact tolerances.

Right to Cancel

Any bespoke product which is made to measure/customised, is exempt of any cancellation rights.



Your Novoferm Stockist



Intelligent Door Solutions



Call Us Now +44 (1582) 377217

Opening times
8.30am - 5.00pm
Monday to Friday

Novoferm UK
Unit 5 - 9 North Luton Industrial Estate
Sedgwick Road
Luton
LU4 9DT
E: customerservice@novoferm.co.uk
www.novoferm.co.uk